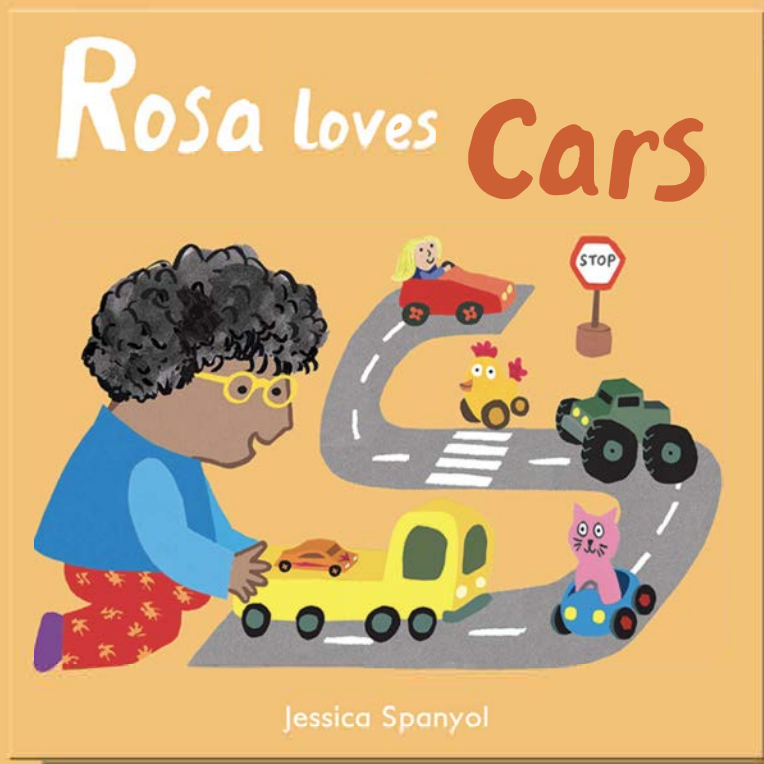


Rosa loves Cars

A pack of printable activities
to accompany the book
"Rosa loves Cars"
by Jessica Spanyol



Play Prop: Rosa Loves Cars

CAT CAR



Print, laminate and cut out, leaving an edge of white all around.

Draw a chalk road and put out toy cars, book and play props.



Play Prop: Rosa Loves Cars

CEMENT MIXER



Print, laminate
and cut out,
leaving an
edge of white
all around.

Draw a chalk
road and
put out
toy cars,
book and play props.



Play Prop: Rosa Loves Cars
FIRE ENGINE

Draw a chalk road and put out
toy cars, book and play props.



Print, laminate and cut
out, leaving an edge of
white all around.




Play Prop: Rosa Loves Cars

MONSTER TRUCK



Print, laminate,
and cut out,
leaving an
edge of
white
all around.
Draw a chalk
road and
put out
toy cars,
book and play props.



Play Prop: Rosa Loves Cars

RED CAR and LITTLE HEN CAR

Print, laminate and cut out,
leaving an edge of
white all around.



Draw a chalk road and put out
toy cars, book and play props.



Play Prop: Rosa Loves Cars

BIKE and FAST CAR



PRINT laminate and cut out leaving an edge of white all around.



Draw a chalk road and put out toy cars, book and play props.

Rosa loves counting Cars



How many cars?



How many cars?



How many cars?




How many cars?




Rosa loves Cars

Cut out and stick some of Rosa's toys on the road map (on the following page)





Stick some cars onto the road map.



Pen Control Sheet

Rosa loves playing with her cars. Draw a line along the wiggly roads.



Rosa loves Cars

Rosa loves playing with cars

Colour this picture and draw some more cars for Rosa to play with.

