

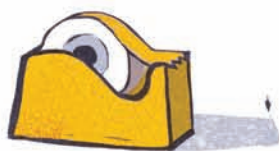
# Patchwork Pencil Case: You will need:



Backing fabric  
(aprox 28x 22cm)



Scissors  
(Get a grown-up  
to help you)



Strong  
duct  
tape



Sticky-back  
velcro



Scrap fabric




1.

Arrange scrap fabric on  
top of your backing fabric



2.

Stick it down with  
strong duct tape




3.

Seal the edges with more tape



4.

Fold from the bottom,  
two thirds of the way up



5.

Seal the pocket with more tape  
and use sticky-back velcro  
for the flap.

## King Leonard's Teddy

by Phoebe Swan

